

iCAM T10

USB Iris Camera



High Speed
High Quality



DUAL IRIS	USB 2.0	IP54
	TETHERED	

- High Speed Dual Iris Capture
- USB Powered
- Orientation Sensor
- Compact and Lightweight
- Standard Tripod Mount
- Standards Compliant Hardware and Software
- Integrated Cable Management
- Detachable Visor for easy care/cleaning
- IP54 Compliant - Dust and Water Resistant

Iris ID has been producing commercial iris recognition systems since 1997. In thousands of locations, IrisAccess® authenticates the iris identity of more persons than all other iris platforms combined. Iris ID's rich experience in iris recognition is exemplified in the iCAM T10.

Previous handheld iris recognition systems required significant cooperation and for a subject to remain completely motionless in order to capture high quality iris images. Iris ID has developed a series of algorithms which provide the capability to capture iris images in any environment.

High Speed - Dual Iris Capture

The iCAM T10 performs high-speed dual iris capture and outputs high quality ISO standard s compliant images. Both eyes can be simultaneously imaged utilizing the USB 2.0 or higher interface. The T10 provides an unparalleled intuitive user interface, which makes the process easier for the subject and operator. The T10 is also equipped with an orientation sensor and left and right iris capture management controls which can be selected prior to or during the process.

IP54 Reliability and Certifications

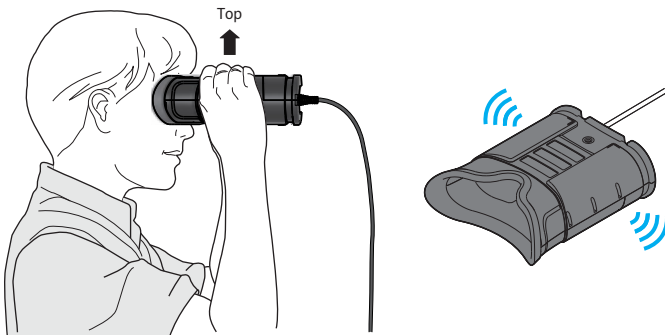
The iCAM T10 conforms to IP54 standards for water, humidity, and dust resistance. The elastomeric material and design of the T10 further enhances its durability allowing for easy cleaning. This meets or exceeds CE, FCC, and Eye Safety industry certification standards.

Technical Specifications

Fully automatic dual iris image capture and quality analysis routines are available as a part of the Iris ID SDK API set for the field application of the iCAM T10. Optional software: iData Iris SDK – licensable features: Quality assessment, template generation and matching. An illustration of the iris capture process is shown below.

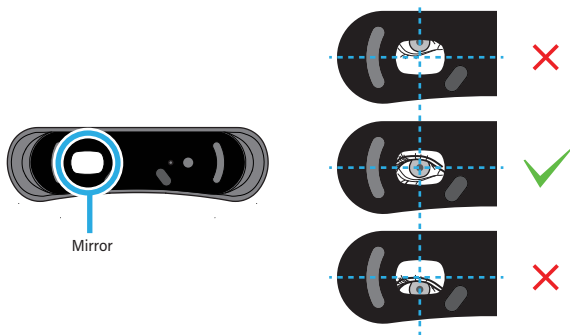
How to Operate

- 1 With the top of the unit facing up, gently hold the hand grips located at either side of the visor. Place the T10 in front of your eyes so that it is centered between the bridge of the nose and forehead as shown below.

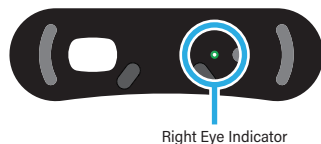


NOTE This product contains a built-in orientation sensor to assure proper usage. If the T10 is in an upside down position for usage, the unit will beep repeatedly until the correct orientation is restored.

- 2 With the visor in position, look straight into the unit so that the left eye is centered in the mirror. (During the enrollment process the eyes should be open as wide as possible until the capture process is completed).



NOTE If looking into the mirror with the left eye is not possible or uncomfortable; the user may position the right eye straight at the right eye indicator LED. The unit operator may assist in directing you during this process.



iData iCAM T10 SDK

Iris ID provides an API SDK to enable all functions of the iCAM T10. The development environment and functionality of the iData SDK for the iCAM T10 module closely mimics those of the widely deployed iData Iris SDK for the IrisAccess iCAM series cameras. Application developers familiar with the other Iris ID development tools will find integration to be very simple.

SDK Versions

Three versions of the SDK are available:

- Image Capture SDK included
- Image Capture & Quality Metrics
- Image Capture, Quality Metrics & Matching

Sample Application Source Code

The sample application source code is delivered as a part of the SDK. Sample SDK code is provided in C++.

Demonstration Application

A runtime only application is available for customer evaluation which provides the functionality to perform iris image capture and iris template matching.

iCAM TD10 (USB Iris Camera)

Dimensions (W x H x D)	7.39" x 6.41" x 2.54" (187.6mm x 162.7mm x 64.6mm)
Weight	0.96lbs (438g) / Camera Unit: 0.58lbs, Sun Visor: 0.38lbs)
Power Input	USB Bus Powered
Iris Camera	12MP Auto & Manual Dual Iris Capture with B&W Image Sensor
Iris Capture Range	4.92" (125mm)
Interface	High Speed USB 2.0
Indication	External Green LED for Power Indication & Internal Green LED for Right Eye Positioning. Beep Sound (Optional by Application)
Usability	Detachable Visor for Cleaning the Front Window IP54 for Dust and Water Resistant
Operating Temperature	32°F – 122°F (0°C – 50°C)
Storage Temperature	-4°F – 203°F (-20°C – 95°C)
Humidity	0% – 95% Non-condensing
Certifications	CE, FCC, Eye Safety

Items Required for Use of This Product

Required Equipment (not provided by Iris ID)

- Microsoft Windows 10 & 11 64bit OS

Minimum Computer Requirements

- 512MB RAM (or higher)
- x64 Processor, 2.0 GHz (or higher)
- 2GB available HDD space or above
- Microsoft .NET Framework ver. 3.5
- Mouse, Monitor, Keyboard
- Dedicated USB 2.0 port

NOTE An available and dedicated USB 2.0 compliant port is needed to properly use the iCAM T10.

IP54



High Speed USB 2.0 Certified

IRIS ID AUTHORIZED RESELLER



Iris ID Systems, Inc.

8 Clarke Drive, Cranbury, NJ 08512, USA

Tel. 609-819-IRIS(4747) Fax. 609-819-4736

www.irisid.com

© Iris ID Systems, Inc. All rights reserved. Design and specification subject to change without notice.

